

Airless Products



Delavan airless tips are used on a variety of airless equipment and applications. We recognise the needs of the industry for the highest possible performance which is why the material used is the most wear resistant now available. Every tip is checked to ensure calibration and design features are continually achieved. Delavan's continued research assures all users of quality unsurpassed in the industry.

"Specifically designed for all airless spraying applications"

Delavan airless tips give a uniform flat spray pattern with tapered edges and fine atomisation.

The tips feature a flanged tip design for use with standard handguns. Tip orifice is elliptical in shape.

The term "equivalent orifice diameter" refers to a circular orifice diameter which will provide the same flow rate as the elliptical orifice. The equivalent orifice diameter does not indicate actual orifice dimensions.

The flow rates of Delavan Airless Tips are given in GPM flow on water at pressures shown. Capacities would vary to some degree on other materials.

Capacity Chart

TIP NUMBER	EQUIV. ORIF. (Inches)	PATTERN WIDTH (Inches)	FLOW RATE IN US GPM AT PSIG PRESSURE				PRE-ORIFICE DISC NO.
			500	1000	1500	2000	
C515	0,005	3	0,015	0,02	0,025	0,03	9
C525		5					
C540		7					
C715	0,007	3	0,03	0,04	0,05	0,06	9
C725		5					
C735		6					
C740		7					
C915	0,009	3	0,04	0,06	0,067	0,08	9
C925		5,5					
C940		7					
C950		8,5					
C965		10					
C1115	0,011	3	0,06	0,08	0,10	0,12	OR
C1125		5,5					
C1140		7					
C1150		8,5					
C1165		10					
C1180		11,5					
C1315	0,013	3	0,09	0,12	0,15	0,18	16
C1325		5,5					
C1340		8					
C1350		9					
C1365		11					
C1380		13					
C1395		14					
C1515	0,15	4	0,12	0,16	0,20	0,23	16
C1525		6					
C1540		8					
C1550		10					
C1565		12					
C1580		14					
C1595		15,5					
C1615		4					
C1625	6						
C1640	8						
C1650	0,016	10	0,14	0,19	0,24	0,28	20
C1665		12					
C1673		14					
C1680		15					
C1695		17					

Examples of applications that use Airless products.

- **Automotive** – injection of liquid wax to prevent corrosion and for application of underseal to underbodies.
- **Construction** – to spray protective coatings and to clean.
- **Decorating** – spray painting with paints and lacquers.
- **Canning** – application of protective lacquers to food and drinks cans.
- **Furniture** – application of glue in construction and of paint and lacquer finishes.

Numbering System



Selection Guide

EQUIVALENT ORIFICE: Airless tip orifices are elliptical in shape. The term "equivalent orifice diameter" refers to the circular orifice diameter which will provide the same flow rates as the elliptical orifice. The equivalent orifice diameter does not indicate actual orifice dimensions.

FLOW RATE IN GPM: The flow rates of Delavan airless tips are given in GPM flow on water at pressures shown. Capacities would vary to some degree on other materials.

PATTERN WIDTH: This dimension is the nominal pattern width of each tip when tested on a coating material of 20 seconds - # 40Zahn cup viscosity at 1500 PSI at a 12" distance from the tip

FLOW RATE - IN U.S. GALS. PER MIN.

TIP NUMBER	EQUIV. ORIF. (Inches)	PATTERN WIDTH (Inches)	FLOW RATE IN US GPM AT PSIG PRESSURE				PRE-ORIFICE DISC NO.
			500	1000	1500	2000	
C1825		6					
C1840		8,5					
C1850	0,018	10	0,18	0,25	0,30	0,36	20
C1865		13					
C1880		15					
C1895		17					
C2025		6					
C2040		8,5					
C2050		10					
C2060	0,020	12	0,20	0,28	0,35	0,40	25
C2065		14					
C2080		16					
C2095		18					
C2125		6					
C2140		8,5					
C2150	0,021	11,5	0,24	0,33	0,41	0,47	25
C2165		15					
C2180		17					
C2195		19					
C2425		7					
C2440		9					
C2450		12					
C2465	0,024	15	0,30	0,42	0,52	0,60	25
C2473		17					
C2480		18,5					
C2495		21					
C2625		7					
C2640		9					
C2650	0,026	12	0,35	0,50	0,61	0,71	28
C2665		15					
C2680		18,5					
C2695		21					

TIP NUMBER	EQUIV. ORIF. (Inches)	PATTERN WIDTH (Inches)	FLOW RATE IN US GPM AT PSIG PRESSURE				PRE-ORIFICE DISC NO.
			500	1000	1500	2000	
C2925		7					
C2940		9					
C2950		12					
C2965	0,029	15	0,45	0,63	0,80	0,90	31
C2973		17					
C2980		18,5					
C2995		21,5					
C3140		9					
C3150		12					
C3165	0,031	15	0,53	0,75	0,92	1,1	39
C3180		18,5					
C3195		21,5					
C3640		9					
C3650		12					
C3665	0,036	15	0,71	1,0	1,2	1,4	39
C3680		18,5					
C3695		21,5					
C4195	0,041	21,5	0,88	1,2	1,5	1,8	45
C4340		9					
C4350		12					
C4365	0,043	15	1,1	1,5	1,8	2,1	45
C4380		18,5					
C4395		21,5					
C4880	0,048	18,5	1,2	1,7	2,1	2,5	55
C4895		22					
C5240	0,052	9	1,4	2,0	2,4	2,8	55
C5265		15					
C6240	0,062	9	2,1	3,0	3,7	4,2	65
C6265		15					
C7265	0,072	15	2,8	4,0	4,9	5,7	76
C8565	0,085	15	4,1	5,7	6,7	8,1	76

Other sizes available - contact the Factory

Airless Products

Pre-Orifice Discs

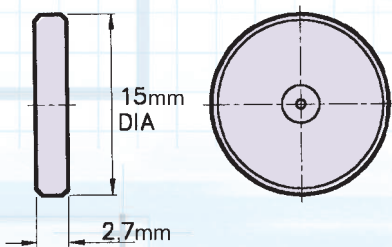
Applications previously considered impractical can now be handled by adding a Delavan Pre-Orifice.



This flat disc has been designed for use with airless tips and standard handguns and is constructed with a Carbide insert mounted in a stainless steel housing.

The easily installed pre-orifice disc sits directly behind the Airless Tip and also serves as a seal, eliminating the need for a separate gasket.

Substantially lower operating pressures can now be used without sacrificing spray quality and larger Airless Tip sizes may be used at lower pressures, resulting in low flow rates without clogging.



“Improve the spray quality of most Airless Tips”

Orifice Dimension

DISC NO.	9	11	13	16	20	25	28	31	39	45	55	65	76
ORIFICE DIA. (inches)	0,009	0,011	0,013	0,016	0,020	0,025	0,028	0,031	0,039	0,045	0,055	0,065	0,076

Airless Products

Air Assisted Tips

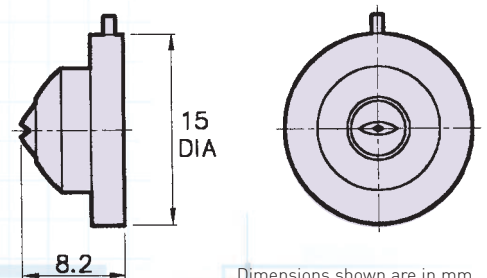
Delavan manufacture various types of flanged tip assemblies for use with air assisted airless spray guns.



These are supplied with Carbide Inserts from our standard range of Airless Tips.

They give a uniform flat spray pattern with tapered edges and fine atomisation and help to eliminate hard edges.

Typical example of Air Assisted Tip



Dimensions shown are in mm.

Other sizes available - contact the Factory

Turnatip Kit

The turnatip kit utilises the same carbide insert as the airless tip but with a brass housing to fit a turnaflo adapter.



Each of the turnatip kits is supplied with grub screws for both Delavan and competitive units and an alignment tool.

The brass housing is bonded to the carbide insert and is slotted in the orifice area. The slot is utilised for orientation purposes by using the special alignment tool.

For ease of identification, the turnatip number is stamped on the Brass housing, for example: D2, and each turnatip is flow tested and pattern width checked in the same way as the Airless Tip.

Each Turnatip Kit Contains:


- Tungsten carbide insert with attached brass seal as per your order (see chart for sizes)
- Hardened steel safety grub screw for use with turnaflo. (W00126)
- Hardened steel safety grub screw for use with competitive units. (W00127)
- Turnatip alignment tool (W00761)

Typical order example: Turnatip Kit D2

TURNATIP NUMBER	AIRLESS TIP REF.	EQUIV. ORIFICE (INCHES)	PATTERN WIDTH (INCHES)	FLOW RATE*	TURNATIP NUMBER	AIRLESS TIP REF.	EQUIV. ORIFICE (INCHES)	PATTERN WIDTH (INCHES)	FLOW RATE*	TURNATIP NUMBER	AIRLESS TIP REF.	EQUIV. ORIFICE (INCHES)	PATTERN WIDTH (INCHES)	FLOW RATE*
X-2	C515		3		F-6	C1665		12		M-2	C2925		7	
X-3	C525	0,005	5	0,02	F-7	C1673	0,016	14	0,19	M-3	C2940		9	
X-4	C540		7		F-8	C1680		15		M-4	C2950		12	
A-2	C715		3		F-9	C1695		17		M-5	C2965	0,029	15	0,63
A-3	C725	0,007	5	0,4	G-2	C1825		6		M-6	C2973		17	
A-4	C735		6		G-3	C1840		8,5		M-7	C2980		18,5	
A-5	C740		7		G-4	C1850	0,018	10	0,25	M-8	C2995		21,5	
B-2	C915		3		G-5	C1865		13		N-2	C3140		9	
B-3	C925		5,5		G-6	C1880		15		N-3	C3150		12	
B-4	C940	0,009	7	0,06	G-7	C1895		17		N-4	C3165	0,031	15	0,75
B-5	C950		8,5		H-2	C2025		6		N-5	C3180		18,5	
B-6	C965		10		H-3	C2040		8,5		N-6	C3195		21,5	
C-2	C1115		3		H-4	C2050		10		P-2	C3640		9	
C-3	C1125		5,5		H-5	C2060	0,020	12	0,28	P-3	C3650		12	
C-4	C1140	0,011	7	0,08	H-6	C2065		14		P-4	C3665	0,036	15	1,0
C-5	C1150		8,5		H-7	C2080		16		P-5	C3680		18,5	
C-6	C1165		10		H-8	C2095		18		P-6	C3695		21,5	
C-7	C1180		11,5		J-2	C2125		6		P-7	C36110		24	
D-2	C1315		3		J-3	C2140		8,5		R-2	C4195	0,041	21,5	1,2
D-3	C1325		5,5		J-4	C2150	0,021	11,5	0,33	R-3	C4340		9	
D-4	C1340		8		J-5	C2165		15		R-4	C4350		12	
D-5	C1350	0,013	9	0,12	J-6	C2180		17		R-5	C4365	0,043	15	1,5
D-6	C1365		11		J-7	C2195		19		R-6	C4380		18,5	
D-7	C1380		13		K-2	C2425		7		R-7	C4395		21,5	
D-8	C1395		14		K-3	C2440		9		S-2	C4880	0,048	18,5	1,7
E-2	C1515		4		K-4	C2450		12		S-3	C4895		22	
E-3	C1525		6		K-5	C2465	0,024	15	0,42	T-2	C5240	0,052	9	2,0
E-4	C1540		8		K-6	C2473		17		T-3	C5265		15	
E-5	C1550	0,015	10	0,16	K-7	C2480		18,5		V-3	C6240	0,062	9	3,0
E-6	C1565		12		K-8	C2495		21		V-4	C6265		15	
E-7	C1580		14		L-2	C2625		7		W-2	C7265	0,072	15	4,0
E-8	C1595		15,5		L-3	C2640		9		W-3	C8565	0,085	15	5,7
F-2	C1615		4		L-4	C2650	0,026	12	0,50					
F-3	C1625	0,016	6	0,19	L-5	C2665		15						
F-4	C1640		8		L-6	C2680		18,5						
F-5	C1650		10		L-7	C2695		21						

*Flow rates are indicated in US galls/min (water) at an operating pressure of 1000 PSIG (69 Bar.G.).

Turnaflo Adapter

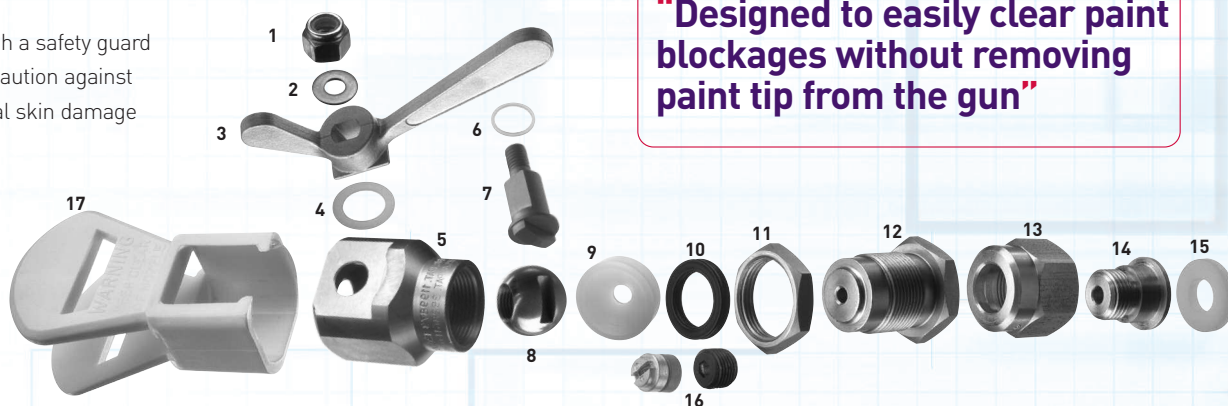


The Delavan turnaflo adapter is a quick and easy method for the removal of particles blocking the spray tip during operation.

When a spray tip is blocked, turn handle 180°. This reverses the flow through the tip and flushes out foreign matter.

Fitted with a safety guard as a precaution against accidental skin damage

“Designed to easily clear paint blockages without removing paint tip from the gun”



Parts List

ITEM	DESCRIPTION	PART NUMBER
1	Nut	W01744
2	Nut Washer	W01741
3	Handle	W01468
4	Handle Washer	W01563
5	Body	W01561
6	Drive Shank Washer	W01564
7	Drive Shank	W01560
8	Ball	W01482
9	Ball Gasket	W01086
10	Nu-lip Seal	W00075
11	Locknut	W00916
12	Seal-Retainer	W00915
13	Cap	See Table
14	Connecting Piece	W00747
15	Gasket	See Table
16	Turnatip Kit	
17	Safety Guard	W05758
18	Seal Kit	4600 SK*
19	Ball and Seal Kit	4600 BSK*

* Not illustrated.

Turnaflo Selection Guide

TURNAFLO PART NUMBER	TO FIT GUN TYPE	SCREW CAP THREAD	SREW CAP PART NUMBER	GUN SEALING GASKET
4500 - AG	Speeflo	3/8" NPS	W00056	W06428
4500 - AG	Kremlin	3/8" NPS	W00056	W06428
4500 - AG	Nordson	3/8" NPS	W00056	W06428
4500 - AG	De Vilbiss	3/8" NPS	W00056	W06428
4510 - AG	Graco*	11/16" x 16 UN	W00057	W06428
4510 - AG	Alemite	11/16" x 16 UN	W00057	W06428
4510 - AG	S.S. Co. 24-A & 25A	11/16" x 16 UN	W00057	W06428
4510 - AG	Wagner Super G15	11/16" x 16 UN	W00057	W06428
4510 - AG	Rexson	11/16" x 16 UN	W00057	W06428
4510 - AG	Binks 43	11/16" x 16 UN	W00057	W06428
4520 - AG	Blinks 50	3/4" x 20 UNEF	W00058	W01776
4530 - AG	Graco**	7/8" x 14 NF	W00059	W00064
4540 - AG	S.S. Co. 44A	1" x 14 NF	W00060	W00079
4550 - AG	Atlas Copco	M18 x 1	W01684	W06428
4550 - AG	Bede	M18 x 1	W01684	W06428
4550 - AG	Kopperschmidt	M18 x 1	W01684	W06428
4560 - AG	Iwata	M18 x 1	W01684	W00063
4570 - AG	Aro 651-516	11/16" x 16 UN	W00697	W06428
4580 - AG	-	5/8" BSPP	W01324	W00064
4590 - AG	-	M18 x 1,5	W15151	W06428

* Attach Turnaflo after removing Airless Tip retaining nut only.

** Attach Turnaflo after removing filter retainer.

Distributor Stamp

Details of all our products are available on our website @ www.delavan.com